








Key


	Residential		Carpark
	Residential Lobby		Existing Building
	Balcony		
	Core		
	Commercial		

Amendments since Revision A
Reduced above ground parking, increased building separation

C	14.12.10	FOR INFORMATION ONLY	AW	MA
B	10.12.10	FOR INFORMATION ONLY	JK	MA
A	18.06.10	FOR INFORMATION ONLY	AW	MA
Revision	Date	Description	Initial	Checked

Discovery Point, Woll Creek
Concept Plan

Indicative Design Scheme
Level 1 Plan



Check all dimensions and site conditions prior to commencement of any work, the purchase or ordering of any materials, fittings, plant, services or equipment and the preparation of shop drawings and or the fabrication of any components.
Do not scale drawings - refer to figured dimensions only. Any discrepancies shall immediately be referred to the architect for clarification.
All drawings may not be reproduced or distributed without prior permission from the architect.

Scale	1:500 @ A1 , 1:1000 @ A3		
Drawn	AW	Checked	MA
Project no.	S11191		
Status	PLANNING		
Plot Date	14/12/2010 17:48:53		
Plot File	C:\TEMP\masterplan-discovery-101130_Central_WAY.rvt		
Drawing no.	DA2-101	Revision	C

**FOR INFORMATION
NOT FOR APPROVAL**

Sydney 1/243 Liverpool Street
East Sydney NSW 2010 Australia
T 02 8354 5100 F 02 8354 5199
email syd@batesmart.com.au
http://www.batesmart.com.au

Melbourne 1 Nicholson Street
Melbourne VIC 3000 Australia
T 03 8664 6200 F 03 8664 6300
email mel@batesmart.com.au
http://www.batesmart.com.au

Bates Smart Pty Ltd ABN 70 004 999 400

BATESSMART™